

HPU10A series

V1.2

10W External Medical Grade Power Supply

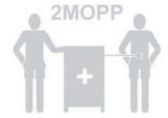
The HPU10A series of AC/DC switching mode power supplies provide 10 Watts of continuous output power . All supplies are UL94V-1 min compliant. All models meet FCC Part-18, CISPR-11 and EN55011 class B emission Limits, IEC 60601-1-2:2014 and are designed to comply with UL/cUL. All units are 100% burned in and tested.

RoHS2
2011/65/EU



FEATURES:

- * Wide Operating Voltage, 80 to 275 VAC, 47 to 63 Hz
- * USA plug
- * Single Output
- * Over Load protection
- * Input to Output : 2MOPP
- * High ESD immunity
- * Suitable home healthcare environment
- * Suitable professional healthcare facility
- * 3 year warranty



APPLICATIONS:

- * Breathing Therapy Device
- * Blood Pressure system
- * Portable medical device
- * ECG 、 EEG
- * Medical Tablet

GENERAL SPECIFICATION:

- * **Short Circuit Protection:** Auto Recovery
- * **Cooling:** Free Air Convection
- * **Flammability Rating:** UL94V-1
- * **Protection Classes:** Double insulated, Class II
- * **Safety:** IEC60601-1 Edition3.1, ES60601-1:2005(R2012), CSAC22.2 NO.60601-1:14, IEC60601-1-11

APPROVALS:



Electrical Characteristics:

Symbol	Characteristic	Condition	Min.	Typ.	Max.	Unit
Vins	Safety Approval Input Voltage Range	Safety Approval & Specification in Label	100		240	VAC
Vin	Input Operate Voltage Range	Detail to see Fig.1 (Derate linearly from 100% load at 90VAC to 80% load at 80VAC)	80		275	VAC
Fi	Input Frequency	Sine wave	47		63	Hz
Po	Output Power Range	See Rating Chart			10	W
Iil	Low Line Input Current	Full Load, Vin=100VAC		0.30		A
Iih	High Line Input Current	Full Load, Vin=240VAC		0.15		A
Irl	Low Line Input Inrush Current	Full Load, 25°C, Cool start, Vin=100VAC			40	A
Irh	High Line Input Inrush Current	Full Load, 25°C, Cool start, Vin=240VAC			100	A
η	Efficiency	Full Load, Vin=230VAC, Detail to see Rating Chart	See Rating Chart			
ΔVoi	Line Regulation	Full Load, Vin=100~120VAC or 200~240VAC			1	%
OLP	Over Load Protection	Recovers automatically after fault condition is removed	110		150	%
ttr	Time of Transient Response	Io=Full Load to Half Load, Vin=110VAC			4	ms
thu	Hold-Up Time	Full Load, Vin=110VAC	See Rating Chart			
ts	Start-up time	Full Load, Vin=100~240VAC			2	s
Tc	Temperature Coefficient	All Condition			±0.04	%/°C
HV	Dielectric Withstanding Voltage (P-S)	Primary to Secondary, limit current <10mA			4000	VAC
EMI	EMC Emission	Compliance to EN55011 (CISPR11), EN60601-1-2	B			Class

Environmental:

Symbol	Characteristic	Condition	Min.	Typ.	Max.	Unit
To	Operating Temperature	Detail to see Fig.2 (Derate linearly from 100% load at 40°C to 50% load at 70°C)	-10		70	°C
Ts	Storage Temperature	10 ~ 95% RH	-40		85	°C
Ho	Operating Humidity	non-condensing	0		95%	RH
Hs	Storage Humidity		0		95%	RH
ESDa	Electro Static Discharge	Air Discharge, IEC61000-4-2			15	kV
ESDc	Electro Static Discharge	Contact Discharge, IEC61000-4-2			8	kV
MTBF	Mean Time Between Failure	Operating Temperature at 25°C, Calculated per MIL-HDBK-217F	200k			h
ELEV	Operating Altitude (Elevation)	All condition			3000	m
VBR	Vibration	10 ~ 500Hz, 10min./1cycle, 60min. each along X, Y, Z axes			5	G
Vsl	Surge Voltage	Line-Neutral			1	kV
Vsg	Surge Voltage	Line-PE & Neutral-PE			2	kV

HPU10A series

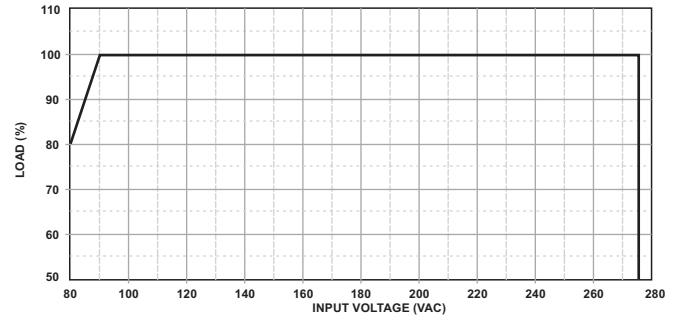
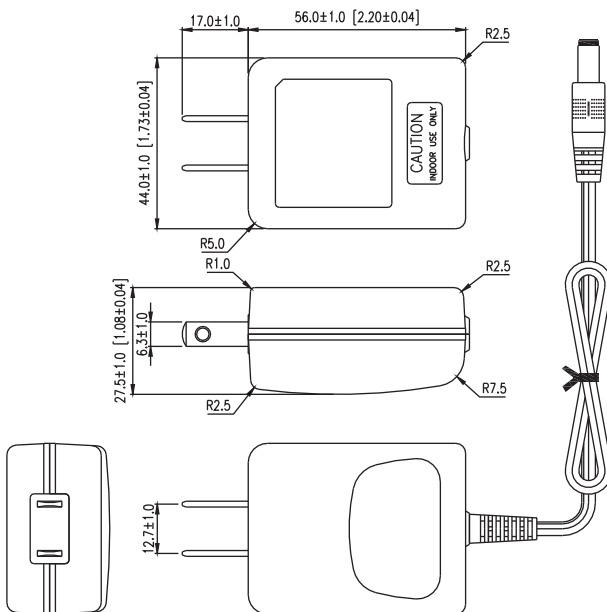
V1.2

10W External Medical Grade Power Supply

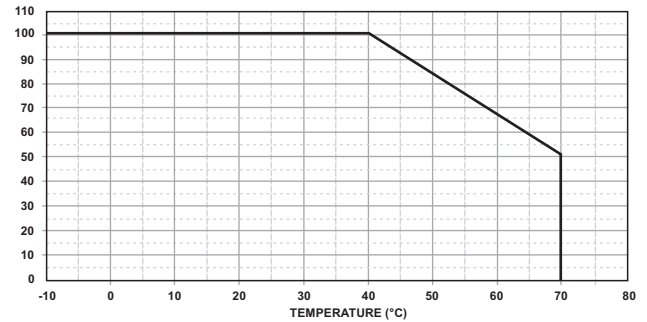
SPECIFICATION NOTE :

- Output can provide up to peak load when the power supply starts up. Continuous staying in more than rated load is not allowed.
- At factory, in 60% rated load condition, each output is checked to be within voltage accuracy.
- Line regulation is defined by changing $\pm 10\%$ of input voltage from nominal line at rated load.
- Load regulation is defined by changing $\pm 40\%$ of measured output load from 60% rated load.
- The ripple is measured from peak to peak with a bandwidth-limit of 20MHz (Measured at the output connector with a 0.1uF ceramic capacitor and a 47uF electrolytic capacitor).
- Hold up time is measured from the end of the last charging pulse to the time which the main output drops down to low limit of main output at rated load and nominal line.
- Efficiency is measured at rated load, and nominal line.

MECHANICAL DIMENSIONS: (UNIT: mm [inch])



(FIG.1) INPUT VOLTAGE DERATING CURVE



(FIG.2) TEMPERATURE DERATING CURVE

OUTPUT CABLE RECOMMEND :

- Selected output connectors and wire, please refer to Appendix.
- HPU10A-101~105 are required to use AWG#20/4FT output cable.
- HPU10A-106~112 are required to use AWG#24/4FT output cable.
- The regulation and efficiency will be changed by modified output cable.

PACKING :

- Net weight: 90g approx.
- Optional output connectors available contact sales for details.

Rating Chart:

MODEL NO.	Setting Voltage Range (Factory setting, can't be adjusted)		Output Current (Based on the output volt.)		Maximum Output Power (W)	Ripple & Noise (mVp-p)	Total Regulation (%)	Typ. Efficiency (%)	Typ. No Load Consumption (W)	Hold-Up Time (ms)	Protection Mode
	min	max	min	max							
	(VDC)	(VDC)	(A)	(A)							
*HPU10A-101	3.0	5.0	1.20	2.00	6	66	±5	65	0.2	12	Hiccup
HPU10A-102	5.0	6.0	1.33	1.60	8	50	±5	73	0.3	12	Hiccup
HPU10A-103	6.0	8.0	1.00	1.33	8	60	±5	75	0.3	12	Hiccup
HPU10A-104	8.0	11.0	0.90	1.25	10	80	±5	77	0.3	12	Hiccup
HPU10A-105	11.0	13.0	0.76	0.90	10	100	±5	80	0.3	12	Hiccup
*HPU10A-106	13.0	16.0	0.62	0.76	10	120	±5	80	0.3	12	Hiccup
*HPU10A-107	16.0	21.0	0.47	0.62	10	120	±5	80	0.3	12	Hiccup
*HPU10A-108	21.0	27.0	0.37	0.47	10	130	±5	80	0.3	12	Hiccup
*HPU10A-109	27.0	33.0	0.30	0.37	10	130	±3	82	0.3	12	Hiccup
*HPU10A-110	33.0	40.0	0.25	0.30	10	130	±3	82	0.3	12	Hiccup
*HPU10A-111	40.0	50.0	0.20	0.25	10	130	±3	82	0.3	12	Hiccup
*HPU10A-112	50.0	55.0	0.19	0.20	10	130	±3	82	0.3	12	Hiccup

[*]=MOQ is required. Please contact sales.

לרכישה בישראל:



072-2332263

www.4niev.com