

SPU45 series

V2.8

The SPU45 series of AC/DC switching mode power supplies provide 50 Watts of continuous output power. All supplies are UL 94V-1 min compliant. All models meet FCC Part-15 class B and CISPR-22 class B emission Limits and are designed to comply with UL/c-UL, TUV/GS and CE marking conformity assessment. All units are 100% burned in and tested.



RoHS2
2011/65/EU



50W External Power Supply for General Purpose

FEATURES:

- * Wide Operating Voltage 90 to 264 VAC, 47 to 63 Hz
- * IEC-320-C14 Input Inlet
- * Single to Triple Output
- * Crowbar Mode Over Voltage Protection
- * High Altitude of 5000m
- * DoE VI (Dual to Triple output)
- * 3 year warranty

APPLICATIONS:

- * POS System
- * AV Equipment
- * Industrial PC
- * Note PC
- * Charger
- * LED Lighting

GENERAL SPECIFICATION:

- * **Short Circuit Protection:** Auto Recovery
- * **Cooling:** Free Air Convection
- * **Flammability Rating:** UL94V-1
- * **Protection Classes:** Class I
- * **Safety:** UL 60950-1:2nd Edition, CSA C22.2 No.60950-1-07,
The SPU45-101~111 are available on CCC mark.
IEC 60950-1:2005 /A2:2013, EN60950-1:2006 /A2:2013

APPROVALS:



Electrical Characteristics:

Symbol	Characteristic	Condition	Min.	Typ.	Max.	Unit
Vins	Safety Approval Input Voltage Range	Safety Approval & Specification in Label	100		240	VAC
Vin	Input Operate Voltage Range	Detail to see Fig.1	90		264	VAC
Fi	Input Frequency	Sine wave	47		63	Hz
Po	Output Power Range	See Rating Chart			50	W
Iil	Low Line Input Current	Full Load, Vin=100VAC		1.35		A
Iih	High Line Input Current	Full Load, Vin=240VAC		0.56		A
Irl	Low Line Input Inrush Current	Full Load, 25°C, Cool start, Vin=100VAC			20	A
Irh	High Line Input Inrush Current	Full Load, 25°C, Cool start, Vin=240VAC			48	A
Ik	Safety Ground Leakage Current	Vin=240VAC, Fi=60Hz			0.75	mA
η	Efficiency	Full Load, Vin=230VAC, Detail to see Rating Chart	See Rating Chart			
ΔVoI	Line Regulation	Full Load, Vin=100~120VAC	0.5		1	%
ΔVoL	Load Regulation	Vin=230VAC, 10~90% Load Change at Condition	3		7	%
OVP	Over Voltage Protection	Over Voltage Protection	112		132	%
OLP	Over Load Protection	Recovers automatically after fault condition is removed	110		150	%
ttr	Time of Transient Response	Io=Full Load to Half Load, Vin=110VAC			4	ms
thu	Hold-Up Time	Full Load, Vin=100VAC	See Rating Chart			
ts	Start-up time	Full Load, Vin=100~240VAC			3	s
Tc	Temperature Coefficient	Full load, Vin=100~240VAC			±0.04	%/°C
HV	Dielectric Withstanding Voltage (P-S)	Primary to Secondary			4242	VDC
Vpg	Dielectric Withstanding Voltage (P-G)	Primary to PE			2121	VDC
EMI	EMC Emission				B	Class

Environmental:

Symbol	Characteristic	Condition	Min.	Typ.	Max.	Unit
To	Operating Temperature	Detail to see Fig.2 (Derate linearly from 100% load at 40°C to 50% load at 70°C)	0		70	°C
Ts	Storage Temperature	10 ~ 95% RH	-40		85	°C
Ho	Operating Humidity	non-condensing	0		95%	RH
Hs	Storage Humidity		0		95%	RH
ESDa	Electro Static Discharge	Air Discharge, IEC61000-4-2			8	kV
ESDc	Electro Static Discharge	Contact Discharge, IEC61000-4-2			4	kV
MTBF	Mean Time Between Failure	Operating Temperature at 25°C, Calculated per MIL-HDBK-217F	100k			h
ELEV	Operating Altitude (Elevation)	All condition			5000	m
VBR	Vibration	10 ~ 500Hz, 10min./1cycle, 60min. each along X, Y, Z axes			5	G
Vsl	Surge Voltage	Line-Neutral			1	kV
Vsg	Surge Voltage	Line-PE & Neutral-PE			2	kV

SPU45 series

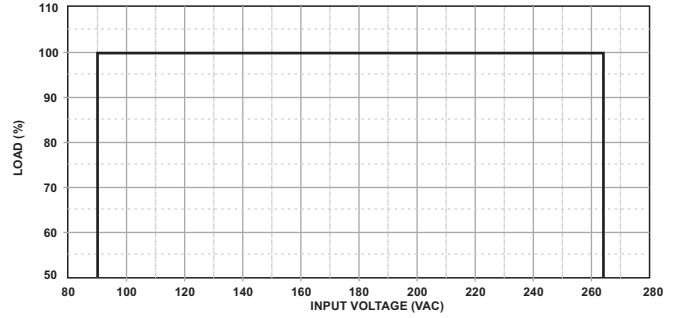
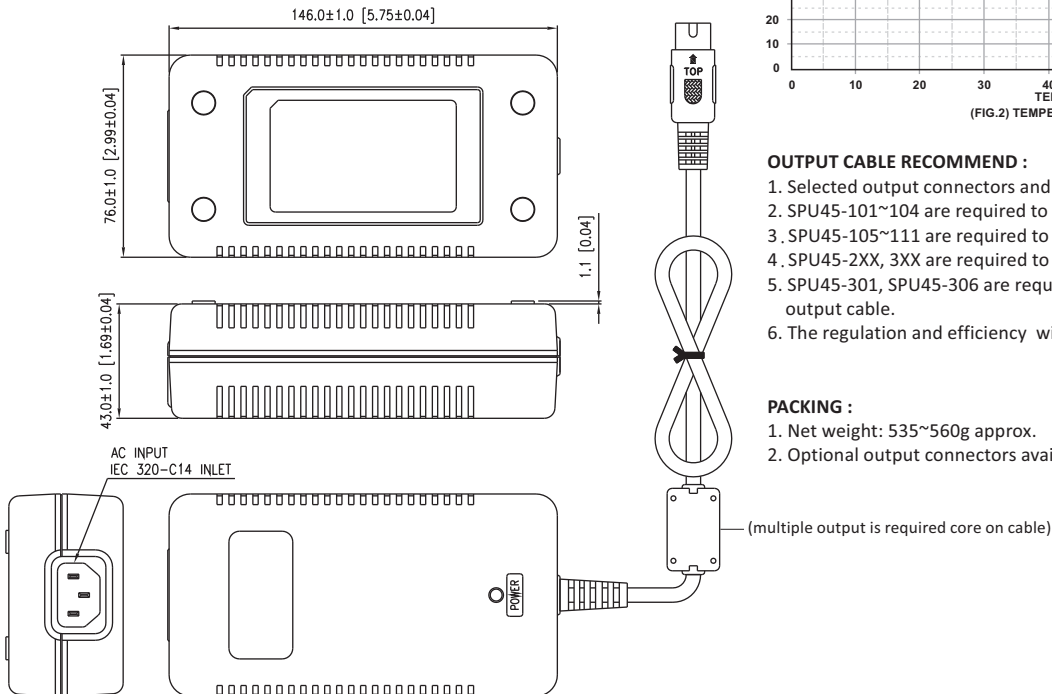
V2.8

50W External Power Supply for General Purpose

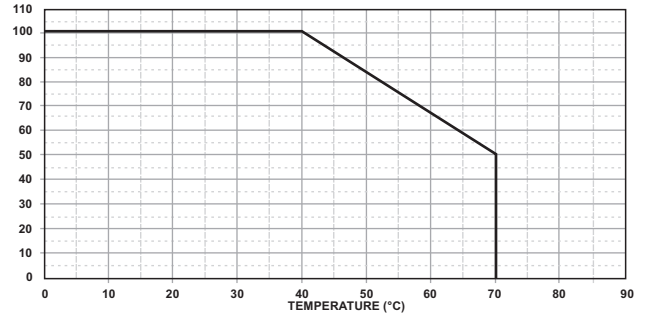
SPECIFICATION NOTE :

1. Output can provide up to peak load when the power supply starts up. Continuous staying in more than rated load is not allowed.
2. At factory, in 60% rated load condition, each output is checked to be within voltage accuracy.
3. Line regulation is defined by changing $\pm 10\%$ of input voltage from nominal line at rated load.
4. Load regulation is defined by changing $\pm 40\%$ of measured output load from 60% rated load.
5. The ripple is measured from peak to peak with a bandwidth-limit of 20MHz (Measured at the output connector with a 0.1uF ceramic capacitor and a 47uF electrolytic capacitor).
6. Hold up time is measured from the end of the last charging pulse to the time which the main output drops down to low limit of main output at rated load and nominal line.
7. Efficiency is measured at rated load, and nominal line.

MECHANICAL DIMENSIONS: (UNIT: mm [inch])



(FIG.1) INPUT VOLTAGE DERATING CURVE



(FIG.2) TEMPERATURE DERATING CURVE

OUTPUT CABLE RECOMMEND :

1. Selected output connectors and wire, please refer to Appendix.
2. SPU45-101~104 are required to use AWG#18X4C/4FT output cable.
3. SPU45-105~111 are required to use AWG#18X2C/4FT output cable.
4. SPU45-2XX, 3XX are required to use AWG#16X5C/4FT+core output cable.
5. SPU45-301, SPU45-306 are required to use AWG#16X5C/1.5FT+core output cable.
6. The regulation and efficiency will be changed by modified output cable.

PACKING :

1. Net weight: 535~560g approx.
2. Optional output connectors available contact sales for details.

Rating Chart: (Single Output)

MODEL NO.	Setting Voltage Range (Factory setting, can't be adjusted)		Output Current (Based on the output volt.)		Maximum Output Power (W)	Ripple & Noise (mVp-p)	Total Regulation (%)	Typ. Efficiency (%)	Typ. No Load Consumption (W)	Hold-Up Time (ms)	Protection Mode
	min	max	max								
	(VDC)	(VDC)	(A)								
*SPU45-101	3.0	5.0	8.00		40	50	±5	65	4	12	Hiccup
SPU45-102	5.0	6.0	8.00		40	50	±5	70	4	12	Hiccup
SPU45-103	6.0	8.0	7.00		42	65	±5	70	4	12	Hiccup
SPU45-104	8.0	11.0	5.63		45	80	±5	70	4	12	Hiccup
SPU45-105	11.0	13.0	4.00		45	100	±5	70	4	12	Hiccup
SPU45-106	13.0	16.0	3.46		45	100	±5	70	4	12	Hiccup
SPU45-107	16.0	21.0	2.75		50	100	±5	70	4	12	Hiccup
SPU45-108	21.0	27.0	2.30		50	100	±3	70	4	12	Hiccup
SPU45-109	27.0	33.0	1.85		50	100	±3	70	4	12	Hiccup
SPU45-110	33.0	40.0	1.51		50	100	±3	70	4	12	Hiccup
SPU45-111	40.0	50.0	1.25		50	100	±3	70	4	12	Hiccup

SPU45-101~111 are not in compliance with DoE VI.

[*]=MOQ is required. Please contact sales.

Rating Chart: (Multi Output)

MODEL NO.	Setting Voltage Range (Factory setting, can't be adjusted)		Output Current (Based on the output volt.)		Maximum Output Power (W)	Ripple & Noise (mVp-p)	Total Regulation (%)	Typ. Efficiency (%)	Typ. No Load Consumption (W)	Hold-Up Time (ms)	Protection Mode																																																																																																																																										
	min	max	min	max																																																																																																																																																	
	(VDC)	(VDC)	(A)	(A)																																																																																																																																																	
*SPU45-200	+3.3		0.5	5.0	40	66	±7	83.8	0.3	12	Hiccup																																																																																																																																										
	+12.0		0.3	2.0		120	±5					SPU45-201	+5.0		0.5	5.0	42	50	±5	84.2	0.3	12	Hiccup	+12.0		0.3	2.0	120	±5	SPU45-202	+5.0		0.8	5.0	42	50	±7	84.2	0.3	12	Hiccup	+15.0		0.3	1.5	150	±5	SPU45-203	+5.0		0.5	5.0	42	50	±5	84.2	0.3	12	Hiccup	+24.0		0.1	1.0	240	±5	SPU45-204	+3.3		0.5	5.0	26.5	66	±7	80.7	0.3	12	Hiccup	+5.0		0.2	2.0	50	±5	SPU45-209	+12.0		0.3	3.0	42	120	±5	84.2	0.3	12	Hiccup	-12.0		0.1	1.0	120	±10	SPU45-210	+15.0		0.2	2.0	42	150	±5	84.2	0.3	12	Hiccup	-15.0		0.1	1.0	150	±10	*SPU45-215	+5.0		0.5	5.0	42	50	±5	84.2	0.3	12	Hiccup	-24.0		0.1	1.0	240	±10	*SPU45-216	+5.1		0.0	1.0	23.82	50	±5	79.9	0.3	12	Hiccup
SPU45-201	+5.0		0.5	5.0	42	50	±5	84.2	0.3	12	Hiccup																																																																																																																																										
	+12.0		0.3	2.0		120	±5					SPU45-202	+5.0		0.8	5.0	42	50	±7	84.2	0.3	12	Hiccup	+15.0		0.3	1.5	150	±5	SPU45-203	+5.0		0.5	5.0	42	50	±5	84.2	0.3	12	Hiccup	+24.0		0.1	1.0	240	±5	SPU45-204	+3.3		0.5	5.0	26.5	66	±7	80.7	0.3	12	Hiccup	+5.0		0.2	2.0	50	±5	SPU45-209	+12.0		0.3	3.0	42	120	±5	84.2	0.3	12	Hiccup	-12.0		0.1	1.0	120	±10	SPU45-210	+15.0		0.2	2.0	42	150	±5	84.2	0.3	12	Hiccup	-15.0		0.1	1.0	150	±10	*SPU45-215	+5.0		0.5	5.0	42	50	±5	84.2	0.3	12	Hiccup	-24.0		0.1	1.0	240	±10	*SPU45-216	+5.1		0.0	1.0	23.82	50	±5	79.9	0.3	12	Hiccup	+7.2		0.2	2.6	72	±5												
SPU45-202	+5.0		0.8	5.0	42	50	±7	84.2	0.3	12	Hiccup																																																																																																																																										
	+15.0		0.3	1.5		150	±5					SPU45-203	+5.0		0.5	5.0	42	50	±5	84.2	0.3	12	Hiccup	+24.0		0.1	1.0	240	±5	SPU45-204	+3.3		0.5	5.0	26.5	66	±7	80.7	0.3	12	Hiccup	+5.0		0.2	2.0	50	±5	SPU45-209	+12.0		0.3	3.0	42	120	±5	84.2	0.3	12	Hiccup	-12.0		0.1	1.0	120	±10	SPU45-210	+15.0		0.2	2.0	42	150	±5	84.2	0.3	12	Hiccup	-15.0		0.1	1.0	150	±10	*SPU45-215	+5.0		0.5	5.0	42	50	±5	84.2	0.3	12	Hiccup	-24.0		0.1	1.0	240	±10	*SPU45-216	+5.1		0.0	1.0	23.82	50	±5	79.9	0.3	12	Hiccup	+7.2		0.2	2.6	72	±5																														
SPU45-203	+5.0		0.5	5.0	42	50	±5	84.2	0.3	12	Hiccup																																																																																																																																										
	+24.0		0.1	1.0		240	±5					SPU45-204	+3.3		0.5	5.0	26.5	66	±7	80.7	0.3	12	Hiccup	+5.0		0.2	2.0	50	±5	SPU45-209	+12.0		0.3	3.0	42	120	±5	84.2	0.3	12	Hiccup	-12.0		0.1	1.0	120	±10	SPU45-210	+15.0		0.2	2.0	42	150	±5	84.2	0.3	12	Hiccup	-15.0		0.1	1.0	150	±10	*SPU45-215	+5.0		0.5	5.0	42	50	±5	84.2	0.3	12	Hiccup	-24.0		0.1	1.0	240	±10	*SPU45-216	+5.1		0.0	1.0	23.82	50	±5	79.9	0.3	12	Hiccup	+7.2		0.2	2.6	72	±5																																																
SPU45-204	+3.3		0.5	5.0	26.5	66	±7	80.7	0.3	12	Hiccup																																																																																																																																										
	+5.0		0.2	2.0		50	±5					SPU45-209	+12.0		0.3	3.0	42	120	±5	84.2	0.3	12	Hiccup	-12.0		0.1	1.0	120	±10	SPU45-210	+15.0		0.2	2.0	42	150	±5	84.2	0.3	12	Hiccup	-15.0		0.1	1.0	150	±10	*SPU45-215	+5.0		0.5	5.0	42	50	±5	84.2	0.3	12	Hiccup	-24.0		0.1	1.0	240	±10	*SPU45-216	+5.1		0.0	1.0	23.82	50	±5	79.9	0.3	12	Hiccup	+7.2		0.2	2.6	72	±5																																																																		
SPU45-209	+12.0		0.3	3.0	42	120	±5	84.2	0.3	12	Hiccup																																																																																																																																										
	-12.0		0.1	1.0		120	±10					SPU45-210	+15.0		0.2	2.0	42	150	±5	84.2	0.3	12	Hiccup	-15.0		0.1	1.0	150	±10	*SPU45-215	+5.0		0.5	5.0	42	50	±5	84.2	0.3	12	Hiccup	-24.0		0.1	1.0	240	±10	*SPU45-216	+5.1		0.0	1.0	23.82	50	±5	79.9	0.3	12	Hiccup	+7.2		0.2	2.6	72	±5																																																																																				
SPU45-210	+15.0		0.2	2.0	42	150	±5	84.2	0.3	12	Hiccup																																																																																																																																										
	-15.0		0.1	1.0		150	±10					*SPU45-215	+5.0		0.5	5.0	42	50	±5	84.2	0.3	12	Hiccup	-24.0		0.1	1.0	240	±10	*SPU45-216	+5.1		0.0	1.0	23.82	50	±5	79.9	0.3	12	Hiccup	+7.2		0.2	2.6	72	±5																																																																																																						
*SPU45-215	+5.0		0.5	5.0	42	50	±5	84.2	0.3	12	Hiccup																																																																																																																																										
	-24.0		0.1	1.0		240	±10					*SPU45-216	+5.1		0.0	1.0	23.82	50	±5	79.9	0.3	12	Hiccup	+7.2		0.2	2.6	72	±5																																																																																																																								
*SPU45-216	+5.1		0.0	1.0	23.82	50	±5	79.9	0.3	12	Hiccup																																																																																																																																										
	+7.2		0.2	2.6		72	±5																																																																																																																																														

[*]=MOQ is required. Please contact sales.

Rating Chart: (Multi Output)

MODEL NO.	Setting Voltage Range (Factory setting, can't be adjusted)	Output Current (Based on the output volt.)		Maximum Output Power	Ripple & Noise	Total Regulation	Typ. Efficiency	Typ. No Load Consumption	Hold-Up Time	Protection Mode
		min	max							
	(VDC)	(A)	(A)	(W)	(mVp-p)	(%)	(%)	(W)	(ms)	
*SPU45-300	+3.3	1.0	5.0	42	66	±7	84.2	0.3	12	Hiccup
	+12.0	0.3	2.0		120	±5				
	-12.0	0.1	0.8		120	±5				
SPU45-301	+5.0	0.5	5.0	42	50	±5	84.2	0.3	12	Hiccup
	+12.0	0.2	2.0		120	±5				
	-5.0	0.0	0.8		50	±5				
SPU45-302	+5.0	0.5	5.0	42	50	±5	84.2	0.3	12	Hiccup
	+12.0	0.2	2.0		120	±5				
	-12.0	0.0	0.8		120	±5				
SPU45-303	+5.0	0.5	5.0	42	50	±5	84.2	0.3	12	Hiccup
	+15.0	0.4	2.0		150	±6				
	-15.0	0.0	0.8		150	±5				
*SPU45-304	+5.0	0.5	5.0	42	50	±5	84.2	0.3	12	Hiccup
	+24.0	0.2	1.0		240	±5				
	-24.0	0.0	0.5		240	±5				
*SPU45-305	+5.0	0.5	5.0	42	50	±5	84.2	0.3	12	Hiccup
	+24.0	0.1	1.0		240	±5				
	-12.0	0.0	0.8		120	±5				
*SPU45-306	+3.3	0.5	5.0	40	66	±7	84.2	0.3	12	Hiccup
	+12.0	0.4	2.0		120	±5				
	-5.0	0.0	0.8		50	±5				

[*]=MOQ is required. Please contact sales.